

How to Create an Account

To create an account, visit the property’s residential website.


WEB PARKING PASS
RESIDENTIAL PARKING MANAGEMENT

Sign In
Enter your email address and password to access.

Email address

Password [Forgot Your Password?](#)

Remember Me

Captcha
 I'm not a robot 
reCAPTCHA
Privacy · Terms

Don't have an account?

Click “Register Here” under “Don’t have an account yet?”.

You will be redirected to a new screen that requests you to select a language.
Select a language to continue to the following page.

REGISTER

Select Language | Property Keyword | Account Information | Property Info | Review | Parking Policy

Welcome, please select your language.

Continue in English
Continuar en Español
Continue em Português
Kontinje an Kreyol

Next

← Login

In the next portion, you will be required to input the property’s keyword. This keyword is provided in the welcome letter that you should have received from your leasing/management office. Click “Next” to proceed.

REGISTER

Select Language | Property Keyword | Account Information | Property Info | Review | Parking Policy

Great, now enter your Property Keyword.

Property Keyword *

Property Key

[What is this ?](#)

Previous | Next

← Login

On the next page, you must input your personal information. This includes your first and last name, email address, and phone number. You must also create a password. You will be required to confirm your email address and password twice.

REGISTER

Select Language Property Keyword **Account Information** Property Info Review Parking Policy

Please enter your account details.

First Name * Enter first name Last Name * Enter last name

Email address * name@example.com Confirm Email address * name@example.com

Contact Number Type * Cell Phone Phone Number * 1234567890

Password * Enter your password Confirm Password * Enter your password

Show Password

Passwords must contain the following:

- One uppercase letter (A-Z)
- One lowercase letter (a-z)
- One number (0-9)
- One special character (~!@#%&+*=?:;<*_-)
- Must be 8 - 135 characters long

Previous Next

Please make sure your password meets all the requirements. Click “Next” to proceed.

REGISTER

Select Language Property Keyword Account Information **Property Info** Review Parking Policy

Please provide us with your address information.

Select Your Address * -- SELECT -- Unit Number *

Previous Next

[← Login](#)

On the next page, you must select your address and unit number from the drop-down lists provided. Once selected, the website will prompt you with a textbox stating your unit’s allowance set by the property.

The screenshot shows a registration form titled "REGISTER". At the top, there is a navigation bar with six tabs: "Select Language", "Property Keyword", "Account Information", "Property Info" (which is highlighted in blue), "Review", and "Parking Policy". Below the navigation bar is a progress indicator, a green bar that is partially filled. The main heading reads "Please provide us with your address information." There are two dropdown menus: "Select Your Address *" with the value "304" and "Unit Number *" with the value "100". Below these is a light green box containing the following information: "Passes For Address: 304 100", "General Passes: 2/2", and "Guest Passes: 1/1". At the bottom left is a "Previous" button and a "← Login" link. At the bottom right is a "Next" button.

Click “Next” to proceed.

On the next page, review your form and make sure all information input is correct. If there is any incorrect information, click “Previous” to revisit that portion of the registration and make the necessary changes. If all information is correct, click “Next” to proceed.

REGISTER

Select Language Property Keyword Account Information Property Info **Review** Parking Policy

Review your form

Property Keyword: Fieldp First Name: Dianna Last Name: Urrutia

Email: dianna@onlineparkingpass.com Package Code: Address: 304 - 100

Previous Next

[← Login](#)

On the last page, you must read and accept the terms and conditions. Once you have fully read and understood the terms and conditions, click on the checkbox next to “Accept Terms and Conditions” and then click “Submit”.

REGISTER

Select Language Property Keyword Account Information Property Info Review **Parking Policy**

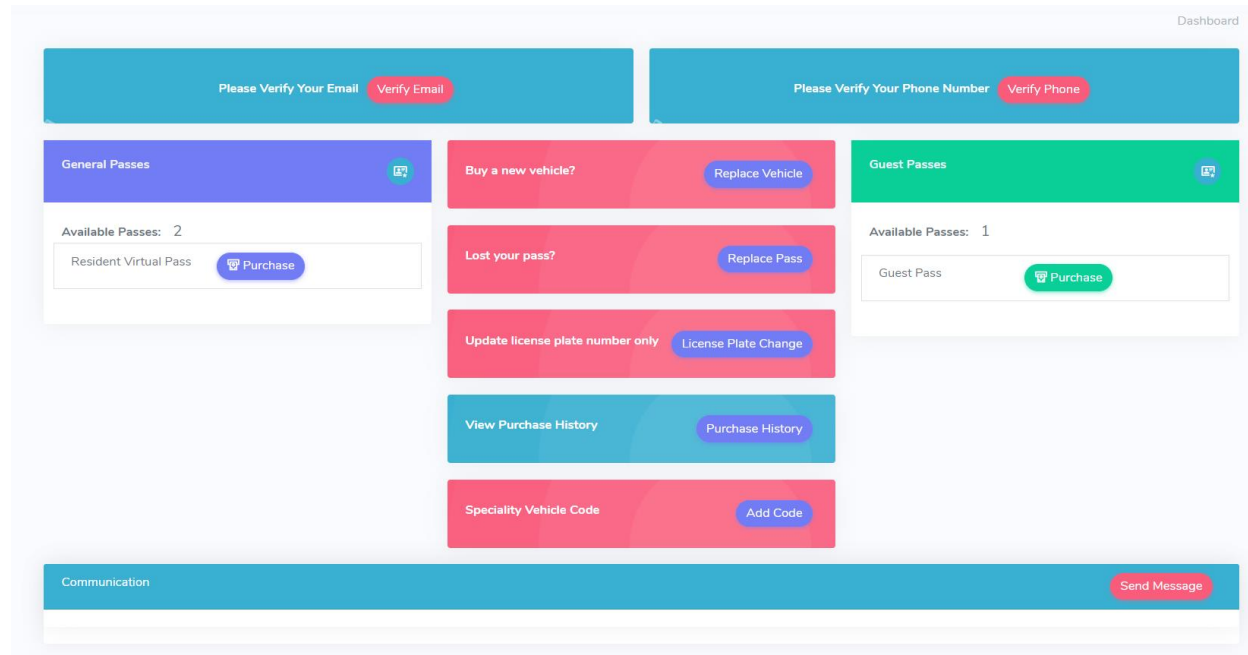
Terms

Accept Terms and Conditions

Previous Submit

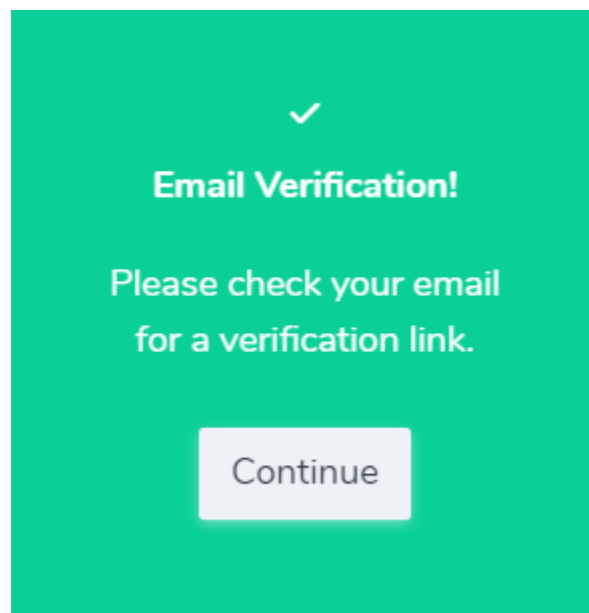
[← Login](#)

You will then be redirected to your dashboard. From your dashboard, you can purchase passes/replacements, update your license plate number, view your purchase history, and send a communication message.

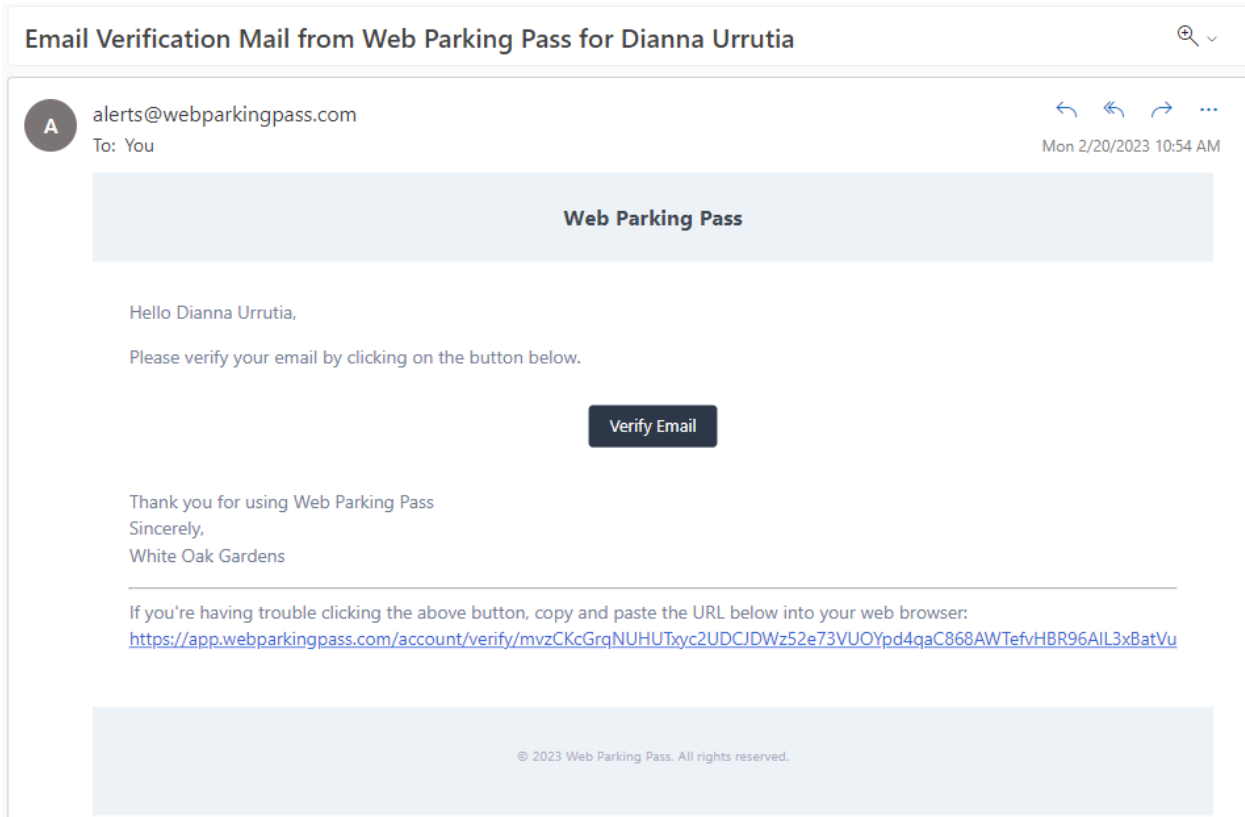


Please verify your email and phone number so that you may receive any notices that we send regarding your account.

To verify your email, click “Verify Email”.

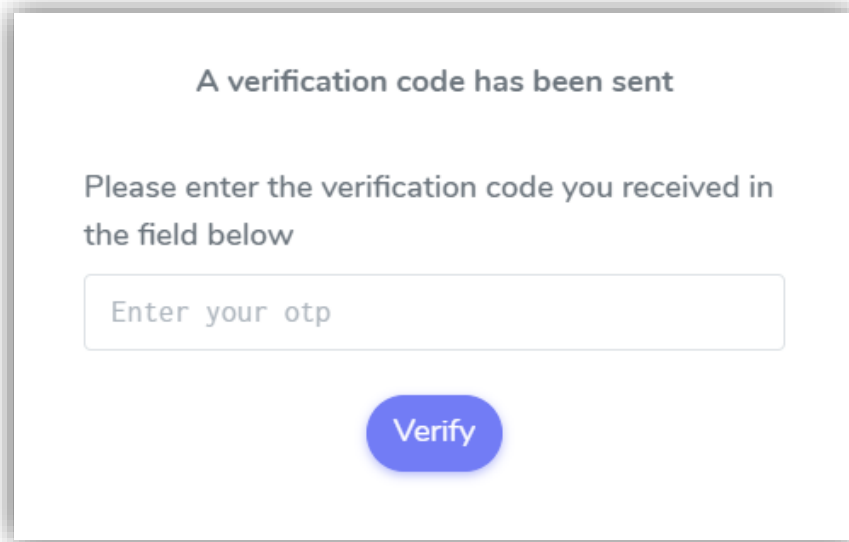


Login to the email account associated with your parking account and open the email with subject line “Email Verification Mail from Web Parking Pass for (account holder name)” from alerts@webparkingpass.com. Proceed to click “Verify Email”.



You will be redirected back to your account where you will be prompted a confirmation message on the screen if the email verification process has been completed correctly.

To verify your phone number, click “Verify Phone”.

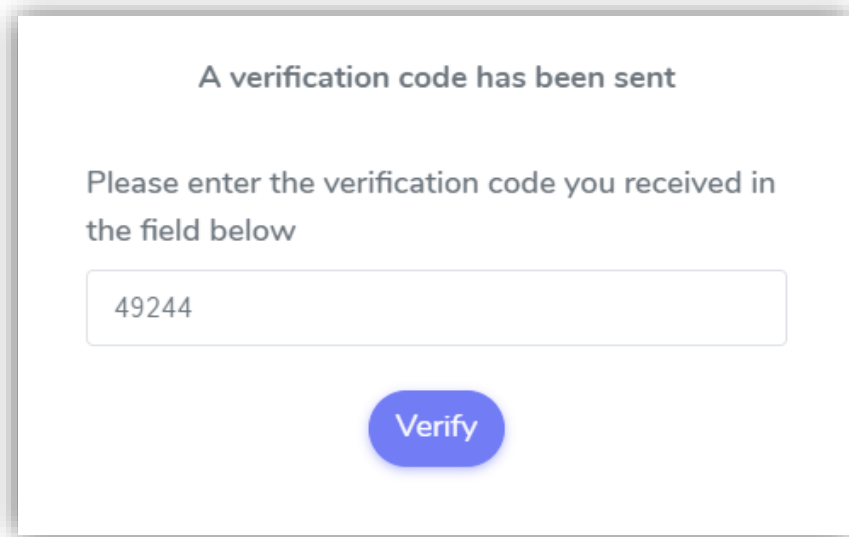


A verification code has been sent

Please enter the verification code you received in the field below

Verify

You will receive a text message with a one-time password. Input this password into the portion that states “Enter your otp”. Click “Verify” to complete the phone number verification process.



A verification code has been sent

Please enter the verification code you received in the field below

Verify

The page will refresh, and you will be prompted a confirmation message on the screen if the phone number verification process has been completed correctly.